

**NCAC**

# **Rock Creek District Klondike Derby**

**2008 Program Packet  
for Troops & Crews**

## Table of Contents

2008 Klondike Derby: Changes and Highlights .....	3
General Information .....	4
Patrol Survival Kits, Competition & Scoring Guidelines .....	8
Sleds and Dessert Contest .....	9
2009 Patch Design Contest .....	10
Camporee Schedule .....	11
Registration Instructions .....	12

### **FORMS**

Troop/Crew Site Registration and Deposit Form.....	13
Troop/Crew Registration Roster and Final Payment .....	14
Webelos Invitation .....	15
Staff Registration Form .....	17

### **Important Information**

Important Things to Remember About Winter Camping.....	18
S.U.R.V.I.V.A.L. ....	20

## 2008 Klondike Derby Changes and Highlights

- The general operating model and scoring system remains unchanged from 2006. The station games will be different, and two "secondary" events are different.
  - The PERSONAL survival kit competition option is not offered this year.
  - A design contest for the 2009 Klondike Derby patch is included. See page 10 for details.
- The Webelos games will be offered from 1:00 to 4:00 on Saturday. Dens are encouraged to visit this station in the mid-to-late afternoon to avoid the long waiting lines.
- In this packet, the driving directions to Little Bennett have been updated to reflect the "new" intersection of Clarksburg Rd and I-270.
  
- Scoring changes from 2006 will remain, i.e.:
  1. The sleds will be scoring according to the following rubric:
    - 7 points for the patrol having its own sled, including correct labeling, or
    - up to 10 points (i.e., additional 3 points) for originality, creativity, craftsmanship, etc.The Rock Creek OA Chapter will be responsible for the judging.
  2. The Dessert Contest will be scored as follows:
    - 5 points for participation, and
    - The top ten finishers will receive additional points based on order of finish, i.e.,
    - 1<sup>st</sup> place = 15 pts, 2<sup>nd</sup> place = 14 pts; 3<sup>rd</sup> place = 13 pts, etc.As in years past, the OA Chapter will judge the Dessert Contest.
- The Rock Creek District website is [www.boyscouts-ncac.org/RockCreek](http://www.boyscouts-ncac.org/RockCreek)
- Otherwise the Derby will follow last year's format, including the 2005 changes.
  - In the spirit of Leave No Trace and to maintain our relationship with the Maryland National Capital Park and Planning Commission, the attendance to this year's event will be limited to the number of available campsites. **No on-site registration will be accepted.**
  - The Klondike Derby committee's e-mail address is the same: [KlondikeDerby@att.net](mailto:KlondikeDerby@att.net). All electronic communications about the Derby will be done from this address. If your e-mail service supports the feature, please add this address to the service's "white list" to ensure you receive all messages from the committee.
  - The fees this year will be based on sites reserved and number of attendees. Registration and payment for sites will take place on a first-come first-served basis until the Derby is full. Final rosters as well as fees for participants and patches will be due on the day of the Derby. See the instructions within the packet for details.
  - Unit site assignments will be e-mailed ahead of time. Units may then proceed directly to their sites upon arrival. One representative should go to the registration desk at the Nature Center to provide rosters, confirm all paperwork and settle finances as needed.

# NCAC 2008 Rock Creek District Klondike Derby

Rock Creek District Website: <http://www.boyscouts-ncac.org/RockCreek>

**When:** Friday, January 18 to Sunday, January 20, 2008

**Where:** Little Bennett Regional Park, 23701 Frederick Road Clarksburg, Maryland 20817  
Park Manager 301-972-6581 Camping 301-972-9222

**Invitees:** Open to Girl and Boy Scout Troops in the National Capital Area Council and surrounding councils.

**Fees** Each site is \$80 and is due at time of reservation. Sites can hold up to 11 people.

**Schedule:** **There will be no on-site registration for sites.**

Each Participant is also charged a fee of \$5, due at the time of on-site registration at the derby.  
Units running a station will be given a one-time \$35 credit at the on-site registration.

Make checks payable to: "NCAC-BSA". Note on check "2008 Rock Creek District Klondike Derby"

## Scout Points of Contact:

<u>District</u>	<u>Contact Name</u>	<u>Home phone</u>	<u>Office phone</u>	<u>Email address</u>
<b>Rock Creek:</b>	Pete Minderman	301-738-7943	301-738-7943	mindermanp@comcast.net
<b>Webelos:</b>	Pete Minderman	301-738-7943		mindermanp@comcast.net
<b>All others</b>	Brian McGahey	301-770-2247	301-515-5113	bmcgahey@juno.com

Forms and other material are available on the Rock Creek District Website, or mailed upon request.  
Units from other districts are invited to participate.

The Scout patrol competition will take place at various stations that will test survival skills, basic and advanced Scouting skills, pioneering skills, first aid, and leadership skills. Scoring will be used as an incentive for the Scouts. Scoring will also reflect how each patrol works as a team as well as shows patrol spirit. Ribbons will be given to each patrol for their participation in the Klondike Derby. Each patrol will be awarded a ribbon for either first, second, or third place. However, the Klondike Derby is an event for the Scouts to learn and have fun. Troops should participate in a way to provide every boy a broader view of Scouting.

Scouters are needed to assist in many of the events during the weekend. If you or others in your unit can assist at the stations, please let your district contact person know. An adult volunteer registration form is included in this packet for those Scouters who wish to attend but will not be coming with their unit. Your help will make the weekend successful and fun. Please feel free to photocopy and distribute any registration forms if extras are needed.

Remember -

Check-In times: Friday, January 18, 2008 from 5:00 PM to 9:00 PM  
Saturday, January 19, 2008 from 7:00 AM. to 8:00 AM

Scoutmasters and Senior Patrol Leaders are strongly urged to attend the orientation meeting at 9 PM Friday evening.

Check-Out times: Site inspections commence on Sunday, January 20, 12:30 PM. Early check-out can be arranged.

---

# NCAC 2008 Klondike Derby

## General Information

**Location:** Little Bennett Regional Park, 23701 Frederick Road, Clarksburg, Maryland.

**Directions:** From Interstate 270, go to Exit 18. Watch for signs for Little Bennett Regional park on I-270. At the end of the exit ramp, take Route 121 North (Stringtown Rd) east towards Clarksburg. Continue to the second traffic light at intersection with Route 355. Turn left onto 355 North. Proceed north on 355 to the entrance for Little Bennett on the right. The first entrance you come upon will be a maintenance yard entrance, which is the overflow parking area and parking for the Webelos events. Scout troops should proceed to the second entrance, and go either directly to their camp site(s) or to the Nature Center if the site is unknown.

**Registration:** Each site is \$80 and is due at time of reservation. Sites hold up to 11 campers. **There will be no on-site registration for sites.** Each Participant is charged a fee of \$5, due at the time of on-site registration at the derby.

Make payments with checks payable to: "NCAC-BSA".  
Note on check "2008 Rock Creek District Klondike Derby."

The site registration fee covers the cost of the campsite fee, latrines, awards, recognition, and some organizational expenses. The participant fee covers insurance, the Klondike Derby patch, and council overhead. Refund requests for site fees must be made 15 days before the derby.

**Patrols:** Each patrol should consist of approximately six (6) to eight (8) Scouts. The patrol is the unit that makes Scouting go. Patrols should not be organized on the basis of experience or age. The older boys should help the younger boys up the Scouting trail. Each patrol should have a flag and cheer for the competition.

**Website:** The Rock Creek District website is <http://www.boyscouts-ncac.org/RockCreek>

**E-mail:** The Klondike Derby e-mail address is [KlondikeDerby@att.net](mailto:KlondikeDerby@att.net).

**Klondike Derby HQ:** The Nature Center is headquarters for the Klondike Derby.

**Check-In:** **Dates/Times:** Friday, January 18 - 5:00 PM to 9:00 PM  
Saturday, January 19 - 7:00 AM to 8:00 AM

We will confirm your site via email before you arrive at camp. All units should send a representative to the registration desk at the Nature Center to provide the Troop Roster (Scouts and Scouters) and Patrol names, as well as pay for all attendees and any other financial settlements. Troops will then be issued their starting station location and a site assignment card. The site card must be retained for final inspection and checkout by a staff member. For parking information see details under "Parking."

**Orientation:** Klondike Derby orientation is on Friday, January 18 at 9:00 PM at the Nature Center.

**Scoutmasters and Senior Patrol Leaders** are strongly urged to attend the Friday evening orientation for updates to the program. Any person serving on the Klondike Derby Staff and unit adults assisting with the events on Saturday should also be in attendance. Adults serving as Klondike Derby staff members (Unit adults, Venturing crew members, and the Order of the Arrow) are welcome to the cracker barrel following the orientation session and after the campfire on Saturday evening.

**Event Agenda:** The event's agenda is included in this packet. A revised agenda reflecting any changes will be available at registration and will be posted at the Nature Center.

**Vehicles:** **Vehicles are not permitted on the fields.**

Drivers must observe and obey speed limit signs posted in the park. Be mindful of pedestrians on the roads. The Park Police will ticket violators. If an illegally parked vehicle is ticketed, it will also be subject to being towed.

**Parking:** Because parking is very limited, you should make every endeavor to carpool to the event. **Only two vehicles may be parked on the parking pad at each site. No vehicle may be parked in the road. In the event of an emergency, emergency vehicles must have unobstructed access to the sites; Cars parked on the side of any road will be subject to a parking ticket and being towed. No parking is allowed near or on the playfields.**

All other cars must be parked at the overflow parking area located at the maintenance yard (exit the park area onto Route 355, turn left and make the first left). Park in the overflow area after your Unit equipment is unloaded in your campsite. **Visitors** must also park in the overflow area and in designated parking areas. Unit leaders are responsible for informing other drivers in their units that they must park their cars in designated parking. To assure the safety of participants to the event, drivers must not drive to nor park their cars at or near to the playfields.

**Attire:** **The Scout Uniform is to be worn at all events.** Supplement the Scout uniform with additional layers of clothing.

One of the most important requirements is knowing how to keep warm and dry. Each individual must know what to wear for winter weather. Winter weather with changing conditions necessitates being prepared for almost any condition. Cold weather camping requires adequate clothing and waterproof boots to protect the camper and yet be versatile enough to prevent sweating during activities and to retain warmth during idle periods. In order to stay warm, Scouts should layer their clothes. A second and third change of inner clothing will be required for a Scout's personal safety and comfort. Prior to dinner, leaders should see that any Scouts with wet or damp inner clothing should change to dry inner clothing. Wearing damp or wet clothing next to the skin during idle periods, such as at dinner time or at the campfire activities, is a prime time for the body to become cold and could result later in hypothermia. A winter cap or hat is necessary during the day and at night in the sleeping bag. Leaders should review the importance of the principles of winter dressing with all participants to ensure a safe and rewarding experience for all.

**No tennis shoes/sneakers will be permitted.**

**Campers improperly prepared for the weather will be asked to leave.**

**Derby Stations:** As in past years, descriptions of the various stations to be run during the Saturday competition will not be detailed. In general, there will be stations that use traditional Scouting skills, such as: Compass Reading, Fire Building, Knots, Lashings, and First Aid. There will be other stations that require problem-solving or initiative games.

**Survival Kits:** The survival kit contents changes slightly each year. See the page devoted to the details of this year's kit.

The survival kit will be judged against three criteria and will count toward the overall Klondike Derby score. Survival kits and sled must be placed in the designated area (near the Nature Center) on Friday night by 9:00 PM. The designated area will be communicated at registration time in the Nature Center. The preference is for the patrols to wait while their kit and sled are judged by the OA, then take their materials back to camp.

**Adult Participation:** We would like all adults to work at the stations during the morning and afternoon sessions. They may return to their campsites to eat lunch with their units. Adults are **strongly discouraged** from accompanying patrols during the sessions.

**Additional Competition:** The traditional sled race is optional and will be held Sunday morning. The dessert contest and 2009 Derby patch contest will take place after dinner on Saturday night.

**Campsites:** With an email contact, units will be notified of their site assignments before arrival. Otherwise, site assignments may be obtained at the time of registration. Sites will be allocated according to the size of the units and are done at the sole discretion of the Klondike Derby Staff Registration team.

Remember, only two vehicles may remain at the assigned site. All other vehicles must be parked in the overflow area in the park maintenance yard. To get to the maintenance yard: Exit the park, turn left onto Route 355 and make the first left. See "Parking" for more details.

**Campfire:** Members of the Order of the Arrow will lead the Saturday night campfire at the amphitheater and will conduct programs for both an OA callout and the skits to be performed by patrols taking part in the competition. Troops and/or patrols are encouraged to prepare songs and skits and present their ideas to the OA at the Friday night Leaders' Meeting in the Nature Center.

**Webelos:** Webelos may observe the Boy Scouts in action but may not participate in these activities. A separate Webelos program will take place on Saturday between 1:00 and 4:00 PM. Webelos leaders should encourage carpooling with their units.

**Religious Services:** A non-denominational service will be held on Sunday morning. Organizers will also try to set-up a Catholic mass.

**Youth Protection Training:** There may be an opportunity on Sunday morning to complete the Youth Protection Training. Check with the administrative staff for verification of time and place.

**Food:** Each Troop is responsible for its own meals during this event. Patrol cooking is encouraged. Patrols should plan a hot portion for each meal.

**Fires:** Open fires **MUST** be kept in the designated fire ring at your campsite. Wood may be obtained from any downed trees, and is often available for sale from the rangers. No standing tree may be cut. Only qualified persons may operate chemical stoves.

**Water:** Water will be available from pumps located throughout the campground and will be operable.

**Latrines:** Portable toilets will be provided as latrines. Please have Scouts use them with respect. There will be no horsing around by the latrine areas. Restroom buildings are located throughout the campgrounds but are locked and inoperable during the winter season.

- Cancellation:** The event will not be postponed. In the unlikely event of a major blizzard, the event may be canceled. In such cases, event updates will be posted to the Rock Creek District website: <http://www.boyscouts-ncac.org/RockCreek>
- First Aid:** There will be a first aid station open at all times during the Klondike Derby. It is located in the lower level of the Nature Center. All injuries, however slight, must be reported to the first aid station.
- Trash:** All Troops are responsible for their own trash. All trash must be packed out on Sunday morning. DO NOT deposit any trash in the various trashcans located throughout the park.  
**REMEMBER:** If you pack it in, you pack it out.
- Lost & Found:** The Nature Center will serve as the repository for found items. To minimize lost gear, Scouts should label all personal gear with name and unit number.
- Check-Out:** A Klondike Derby Staff member must sign out every unit. After your unit has completed site clean up and has packed away your unit gear, a representative should go to the Nature Center with their site assignment card received at registration and arrange to have a Staff Member inspect the site.  
When the site has been checked by a Staff Member, the Staff Member will issue Klondike Derby patches and a participation ribbon to the unit.  
**Troops leaving without being checked out by a Staff Member will not receive Klondike Derby patches.**
- Refunds:** Refunds will only be made within thirty (30) days after completion of event if the request is made in writing to the Rock Creek District Executive. No refunds will be made at the Klondike Derby site.
- Reminders:** Two adult leaders, at least twenty-one (21) years old, must always be present with the unit (except during the competition). As always, drugs, alcohol, fireworks, sheath knives, etc. are not allowed.
- Why do we do this?:** Every adult leader is asked at some point why we take part in a winter camping experience like the Klondike Derby. The staff who put on this event talk about four reasons for our own participation, being:
1. It's fun.
  2. It's a chance to test our winter camping skills, and more importantly help reaffirm a major lesson we teach in the Scouting program - you can overcome anything with planning, leadership, cooperation and practiced skills.
  3. It helps us teach basic Scouting skills in the program. Lashings can be tough to get Scouts to do as an abstract exercise. Tell them to make a catapult, though, and lashings go to the top of the list of neat things to do.
  4. And finally, it's fun.
- Questions?** Send an e-mail to [KlondikeDerby@att.net](mailto:KlondikeDerby@att.net), or call your district contact as noted on the first page.

**Make all checks payable to "NCAC-BSA"  
(note on the check that it is for "2008 Rock Creek District Klondike Derby")**

**Mail or deliver checks with completed site reservation forms to:  
National Capital Area Council  
Boy Scouts of America  
2008 Rock Creek District Klondike Derby  
9190 Rockville Pike  
Bethesda, MD 20814-3897**

## 2008 Klondike Derby Survival Kit

Each patrol should bring a survival kit. The scenario is that the survival kit has been dropped by an airplane to sustain the patrol through their adventures. Below is a list of items necessary to successfully compete at this year's Klondike Derby. Patrols must deposit their survival kits at the designated area by the Nature Center no later than 9:00 PM on Friday evening. Do not leave your survival kit unless you or a staff member has labeled it with your Troop number and patrol name. The Survival kits will be judged and scored against the following criteria:

- 1) Visible patrol identification including troop number,
- 2) Portability/compactness/usability, and
- 3) Durability.

The score for the survival kit will count toward the overall Klondike Derby score.

### Survival Kit Contents

Fuel, kindling, and tinder for 2 fires  
Fire Starters \*\* But ask the Fairbanks judges what you may actually use. \*\*  
Matches  
2 candles  
Bottled Water (1 qt.)  
Compass  
Pencils and paper (two sets per patrol member)  
First Aid Kit  
Blanket (not space blanket)  
Rags (6 or more, useful as bandages and splinting material)  
Rope - at least 8 which are 8 feet or longer  
Small pot and tongs  
Twine (10 feet)  
Trash bag

Outside of kit -\_At least four (4) staves, each 5 foot or longer

### Station Competition:

As in previous years, a detailed description of the various stations to be run during the Saturday competition will not be included in this packet.

In general, there will be stations that use traditional Scouting skills such as: Compass-reading, orienteering, fire-building, knots & lashings, rope-tossing, first aid, and a number of problem solving or initiative games. Each station will have at least one mayor. A patrol has to follow instructions carefully in order to complete each event. Adults are strongly discouraged from accompanying the patrols through the station activity and are instead encouraged to assist at the stations where necessary. Doing so will provide the opportunity to observe other patrols from other units in action and to pick up some tips from the collective intellect of the patrol at work.

The following general instructions apply to each station:

1. When a patrol reaches a station, it should park its sled in the designated parking area and greet the mayor with their patrol cheer.
2. A patrol should follow the instructions of the mayor. A patrol will need to know what was said for that station and perhaps others.
3. When a patrol is instructed to do something, it should perform whatever actions are required. The patrol should remember what was learned but should also feel free to be creative. If the patrol thinks that it has a better solution, it should use that solution and then explain why it was used. Teamwork is critical. If good results are obtained despite bickering and uncooperativeness, the score will be worse than a poor result that is achieved with teamwork, good attitude and real effort.
4. Once the patrol completes the station, it should let the mayor know. If the patrol finishes early, they are not dismissed until directed by the station mayor.

### Scoring:

Scoring for each station at the Klondike Derby emphasizes the teamwork and the patrol method of the group as opposed to the specific Scouting skill being tested. If a patrol cooperates with each other and shows good Scout spirit, they will do well in the competition no matter how new they are to Scouting. They are rewarded for understanding what Scouting is all about – doing your best while living by the Scout Oath and the Scout Law.

#### How the patrol is scored at each station:

- 5 points for participation (DOING, not just attending)
- 2 points for Patrol Spirit. (i.e. acting as a group of one and not one of a group)
- 1 point for Patrol yell (unsolicited)
- 1 point for Patrol leadership (does the PL take charge and direct, and make use of his resources)
- 1 point for demonstrating sportsmanship or teamwork (depending on the activity)
- 1-5 points for completing the activity/problem.

**Sleds:**

The use of sleds by the patrols at the Klondike Derby is encouraged.

- Sleds should have Troop numbers and patrol names on them.
- The sleds will be judged by the following system: 7 points for having a sled, and up to an additional 3 points for creativity, originality, craftsmanship, etc.
- If a patrol already has a sled, that sled may be used. Even a child's plastic sled will do!
- There will be sled races on Sunday morning, and they are not part of the patrol scoring competition. The sled races are just for bragging rights.
- Sleds should be designed to navigate the trails and roadways in both snow and dry conditions because we are uncertain if the order that was placed for at least a foot of snow will be processed in time for the Derby.
- If wheels are used, they must be removed for the sled races on Sunday morning.
- When the wheels are off, use tennis balls to cover the axles and to ensure safety.
- Tow ropes or leads on sleds should be limited to a length that will allow the sleds to be used in a safe manner.
- Sleds with unusually long tow ropes or leashes as deemed by the judges will be disqualified from participating in the competition.
- All participants competing are expected to operate and manage the sleds in a manner appropriate to safe Scouting and to prevent hazards that would result in bodily injury.
- Sleds that are expected to be used in the races may not have commercially made skis for runners.
- Scouts participating in the race must be prepared to prevent falling during the race and to respond appropriately in the event they slip and fall during the race.

Sled plans may be found at website: <http://www.inquiry.net/outdoor/winter/gear/sleds>

**Dessert Contest:**

Each patrol should make a dessert from scratch while at the Derby.

- Each dessert should be brought to the Klondike Derby Headquarters between 7:40 PM and 7:55 PM on Saturday night for judging by the OA Klondike Staff.
- A legible copy of the recipe must accompany each dessert entry, and each entry must be identified by the Unit Number and Patrol Name.
- The Scoutmaster or Troop Leader must certify on the recipe that the dessert was prepared at the Derby from scratch and according to the recipe presented.
- The Patrol Leader and one other patrol member as designated by the SPL will preface their presentation of the dessert entry and recipe with a patrol yell/cheer.

Scoring: Dessert scoring will be performed on Saturday night by the specially trained palates of the OA members of the Klondike Derby staff. Any leftovers will be available for general testing by leaders during the cracker barrel.

**Special Note for Scoutmasters:**

The requirements for Second and First Class ranks emphasize the use of lightweight stoves. This contest can be an opportunity to teach and/or test your younger scouts on the skills.

**Personal Survival Kit Contest:**

Not offered this year.

**2009 Derby Patch Design Contest**

To encourage Scouts to design the Klondike Derby patch, a patrol contest is included. Details of the design requirements are given on the next page. Patrols are awarded 8 points for participation (i.e., turning in a design). Additional points are awarded for the winner (2 additional points) and the runner-up (1 additional point). The contest shall be judged by the OA chapter on Saturday evening. Submissions should be in keeping with the Scout Oath and Law and in good taste; the Camporee Director and Program Director reserve the authority to disqualify submissions without appeal. Patrols are encouraged to prepare this work ahead of time, and turn it in with their sled and survival kit on Friday night. Works may be submitted on the following page or an equivalent form.

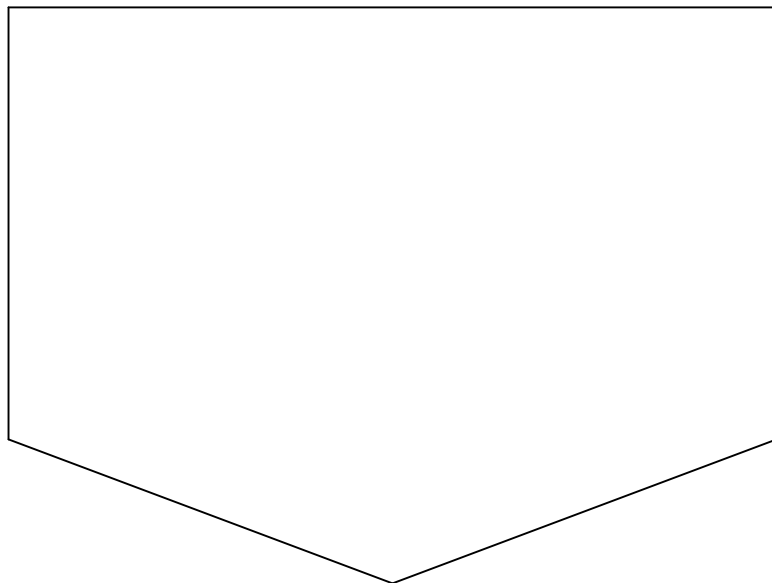


# 2009 Patch Design Contest

The event organizers prefer that a Scout design the 2009 Klondike Derby patch. Therefore points will be awarded to patrols as part of the patrol competition. For participation (turning in this page or equivalent), a patrol will be awarded 8 points. The OA Chapter will judge the submissions and award an additional 2 points for the winner and 1 point for the runner-up. The winner's patch will be made into the 2009 Klondike Derby patch. Patrols are encouraged to prepare this work ahead of time, and turn it in with their sleds and survival kits on Friday night.

## Patch requirements:

- Shape: either 3" round, 2-1/2" x 3-1/2" rectangle (in either orientation), or chevron (see samples below).
- Colors: maximum of 9
- Required wording and logos:
  - BSA logo
  - "Klondike Derby"
  - "2009"
  - "Rock Creek District" or "Rock Creek and Great Falls Districts"Some patches will also have "STAFF"

Patrol Name: \_\_\_\_\_



# 2008 Klondike Derby Schedule

January 18 – 20, 2008

## 19 Friday

---

- 5:00 PM – 9:00 PM Registration – Nature Center  
7:30 PM – 9:00 PM Patrols deliver Survival Kit, Sled, and Patch design to  
OA at the Nature Center  
9:00 PM – 10:00 PM Orientation – Nature Center (Scoutmaster & SPL only)  
10:00 PM TAPS – Quiet in Camp. All lights out

## 19 Saturday

---

- 7:00 AM Reveille  
7:00 AM – 8:00 AM Registration-Nature Center  
7:00 AM – 8:30 AM Breakfast  
8:45 AM – 8:55 AM Flag Raising  
9:00 AM Sessions Begin- First station is assigned  
Noon Sessions End  
Noon – 1:00 PM Lunch and travel to other field  
1:00 PM Sessions Begin  
4:00 PM Sessions End  
4:00 PM Flag lowering  
5:00 PM – 7:30 PM Dinner at Troop Campsite  
7:40 PM – 7:55 PM Dessert Contest - Patrol Leader to submit at the Nature Center  
8:00 PM – 9:00 PM Campfire & OA Tap-out – Amphitheater  
9:00 PM Cracker Barrel – Nature Center (Adult Unit Leaders)  
10:00 PM TAPS – Quiet in Camp. All lights out.
- 1:00 PM – 4:00 PM Webelos Invitation - Registration/Check-in at Entrance Station

## 20 Sunday

---

- 7:00 AM Reveille  
7:00 AM – 8:30 AM Breakfast  
9:00 AM Worship Services – Amphitheater  
10:00 AM Sled Races, Games – Loop A Field (Confirm at Fri. Orient.)  
Closing Ceremony – Loop A Field  
12:00 PM Lunch (optional)  
12:30 PM Site Inspections/Check-Out

## Troop/Crew Registration Instructions

Please follow these steps to ensure successful registration for the derby.

1. Send in your site reservation form as soon as possible, together with \$80 per site. There is a maximum of 11 campers per site. Sites are reserved on a first-come, first-served basis. [Note - these fees cover site and latrine rental fees, awards, and the organizational expenses of running the derby.] Note: Refund requests for sites must be made 15 days before the derby, as our costs are committed by then.
2. Send an email to "KlondikeDerby@att.net" with your unit number, district, number of sites requested and an e-mail address for the contact for your unit. If you have any special requests, such as the need to park a troop trailer at the site or a desire to be near another unit, please let us know in that e-mail.
3. You will receive an acknowledgement back by e-mail within 7 days. If you do not get that e-mail, contact your district representative immediately.
4. In January, e-mail to "KlondikeDerby@att.net" the number and names of the patrols you will have in the competition. If we received this information by January 14, we will be able to ensure that all scoring sheets have your units properly identified and thereby greatly reduce the risk of missing scores.
5. You will receive an e-mail with your site assignments by the Tuesday before the event.
6. When attending the derby, proceed directly to your assigned sites. Then have one adult bring your Roster (listing both Scouts and adults) and \$5 per person attending (Scouts and adult leaders) to the admin area in the Nature Center on Friday night or Saturday morning. If you are running a station, note on the roster the names of those who will be assisting so that they may be given Staff patches. Units running a station will be given a \$35 credit towards their participant fees at this time.  
[Note – the \$5 covers the cost of the patch, insurance and council overhead for the event.]

# 2008 Rock Creek District Klondike Derby

## Site Reservation & Deposit Form

\*\*\* Bring a copy of this completed form & payment receipt at Check-In. \*\*\*

---

In the spirit of Leave No Trace and to maintain our relationship with the Maryland National Capital Park and Planning Commission, attendance at this year's event will be limited to the number of available campsites.

Units must submit site reservation(s) and a deposit in order to reserve space for this event.

**There will be no onsite registration.** Reservations are accepted on a first-come, first-served basis until full.

**Cost:** \$80.00 deposit for each Campsite (for up to eleven individuals).

In addition, there will be a fee of \$5 per person at the time of arrival at the Derby to cover insurance costs and the Derby patch.

### After Mailing in the Registration Form:

Send an email to "KlondikeDerby@att.net" with your unit number, district, number of sites needed and an e-mail address for the contact for your unit. If you have any special requests, such as the need to park a troop trailer at the site or a desire to be near another unit, please let us know in that e-mail.

- - - Clip Here - - -

---

Unit No. \_\_\_\_\_ District \_\_\_\_\_ Sponsoring Institution \_\_\_\_\_

Scoutmaster \_\_\_\_\_ Email \_\_\_\_\_ Phone (\_\_\_\_) \_\_\_\_\_

If your unit's preferred Derby Contact is not the Scoutmaster, please fill out the next line:

Unit Derby Contact \_\_\_\_\_ Email \_\_\_\_\_ Phone (\_\_\_\_) \_\_\_\_\_

**This reservation is being made for \_\_\_\_\_ (# of sites) X \$80.00 = \$\_\_\_\_\_ deposit total**

**In addition, a fee of \$5 per person will be collected for all participants at the time or arrival at the Derby.**

**Today's date:** \_\_\_\_\_ **Check Number:** \_\_\_\_\_

---

Return this completed form with a check made payable to:

**NCAC-BSA** (Note on the check: "2008 Rock Creek District Klondike Derby")

**National Capital Area Council  
Boy Scouts of America  
2008 Rock Creek District Klondike Derby  
9190 Rockville Pike  
Bethesda, MD 20814-3897**

**Rock Creek District Website: <http://www.boyscouts-ncac.org/RockCreek>**

# 2008 Rock Creek District Klondike Derby

## Troop/Crew Registration Roster

*Bring This Form at time of on-site check-in at the Derby.*

Unit No. \_\_\_\_\_ District \_\_\_\_\_ Sponsoring Institution \_\_\_\_\_

Scoutmaster \_\_\_\_\_ Email \_\_\_\_\_ Phone \_\_\_\_\_ Mobile \_\_\_\_\_

Asst. Scoutmaster \_\_\_\_\_ Email \_\_\_\_\_ Phone \_\_\_\_\_ Mobile \_\_\_\_\_

**NAMES OF ADDITIONAL SCOUTERS ATTENDING: (If working on Staff, please place asterisk next to the name)**

*Adult Leaders: (use reverse side if needed for more names)*

<u>Position</u>	<u>Name</u>	<u>Mobile phone #</u>	<u>Position</u>	<u>Name</u>	<u>Mobile Phone</u>
_____	_____	_____	_____	_____	_____
_____	_____	_____	_____	_____	_____
_____	_____	_____	_____	_____	_____

Number of Adult Leaders (including SM, ASM) \_\_\_\_\_ x \$5 per leader = Adult fees \_\_\_\_\_ (Line A)

**NAMES OF PATROLS & SCOUTS:** Total each column for number of Scouts (Use extra sheet(s) if more than 3 patrols).

<u>Junior Leaders:</u>	<u>Patrol Name:</u>	<u>Patrol Name:</u>	<u>Patrol Name:</u>
1 <u>SPL:</u>	<u>PL:</u>	<u>PL:</u>	<u>PL:</u>
2 <u>ASPL:</u>	<u>APL:</u>	<u>APL:</u>	<u>APL:</u>
3 _____	_____	_____	_____
4 _____	_____	_____	_____
5 _____	_____	_____	_____
6 _____	_____	_____	_____
7 _____	_____	_____	_____
8 _____	_____	_____	_____

Junior Leader Count \_\_\_\_\_ + No. in this patrol \_\_\_\_\_ + No. in this patrol \_\_\_\_\_ + No. in this patrol \_\_\_\_\_

Total Scouts \_\_\_\_\_ x \$5 per scout = Scout fees \_\_\_\_\_ (Line B)

**From lines A and B above, enter the Adult and Scout Fees in the blanks below to calculate the total fee:**

	+		=	
Adult fees (Line A)	<b>PLUS</b>	Scouts Fees (Line B)	<b>EQUALS</b>	Total Registration Fee

Total Amt. Registration Fee	\$
Minus \$35 if running a station	- \$
Equals <b>Balance Due</b>	\$

Bring this completed form to the Derby with a check made payable to:  
NCAC-BSA (Note on the check: "2008 Rock Creek District Klondike Derby").

Rock Creek District Website: <http://www.boyscouts-ncac.org/RockCreek>

**For Klondike Derby Staff Use Only:**

**Registration:**

**Total Scouters & Scouts** \_\_\_\_\_

\_\_\_ Total Prepaid Amt \$ \_\_\_\_\_    \_\_\_ Cash Amt \$ \_\_\_\_\_    \_\_\_ Check - Amt \$ \_\_\_\_\_ Check No. \_\_\_\_\_

Name on check \_\_\_\_\_

\_\_\_ Site Card & number issued / **Site Assignment** \_\_\_\_\_

**Checkout:** \_\_\_\_\_ Site Inspection completed    Additional patches purchased: # of patches \_\_\_\_\_ Cost: \$ \_\_\_\_\_

Verify issuing: 1) \_\_\_\_\_ Patrol Participation Ribbon

2) \_\_\_\_\_ Patches --    # of Staff \_\_\_\_\_ + # of Participant \_\_\_\_\_ = Total Patches

# NCAC 2008 Rock Creek District Klondike Derby



## Webelos Invitation

Open to all Webelos - (You do not have to be from Rock Creek District to attend)

**Saturday, January 20, 2008 - 1:00 PM to 4:00 PM**

Little Bennett Regional Park - 23701 Frederick Road, Clarksburg, Maryland

Webelos Scouts and their leaders will find at least three good reasons to attend:

- They can see Boy Scout troops in action, solving problems and displaying Scouting skills.
- It satisfies a requirement for the Arrow of Light to take part in an outdoor Boy Scout activity.
- Most of all, IT'S FUN! Webelos will be able to take part in some of the same problem solving challenges given to the older Scouts.

A special area at the Klondike Derby will be set up for Webelos dens to try out several of the stations at which the Boy Scout troops compete. These stations will not require any special equipment or skills, but they will be fun challenges to help the Cubs work as a team and to solve a challenge while burning off some steam. After trying their hands at these stations, the Webelos can go to the main competition areas and observe the older Scouts as they try out the same problems while demonstrating some of their Scout skills, including fire-building and knot-tying. Dens do not need to bring any special equipment to the Klondike Derby. Everyone should be mindful of the weather and to dress appropriately. The boys will be outdoors the entire time they are at the derby. Leaders are encouraged to bring a thermos of hot chocolate and some cups with them to keep their dens warm. Please bring a trash bag as well to carry out all the trash generated by the den.

**Check-In:** Check-in begins at 12:30 PM at the entrance station to the park. ***Because parking is limited, carpooling is best. To reduce confusion, check in as one large group rather than individually.*** Lines are shorter later in the day – consider arriving at 2:30.

**Directions:** From Interstate 270 follow signs for Little Bennett Regional Park, take Exit 18- Route 121 North east to Clarksburg. At the second traffic light-(Stringtown Rd & Route 355), turn left onto 355 and proceed north until you see the entrance for Little Bennett on the right. Proceed through the **first entrance (maintenance yard entrance)**, park your vehicle and walk to the entrance station to check-in/register.

**Parking:** Park only in the maintenance yard. Be aware that available parking is very limited - therefore you need to carpool where possible. ***Do not park near the metal gates***, otherwise you are undertaking responsibility for the risk of damage to your vehicle, a parking ticket, AND towing of your vehicle.

**Clothing:** ***The Scout Uniform is to be worn at all events.*** Supplement the Scout uniform with additional layers of clothing. Leaders must review with all participants the importance and principles of winter dressing. **No tennis shoes will be permitted.** Any attendee not properly prepared for the weather will be unable to participate in the activities. One of the most important requirements is knowing how to keep warm and dry. Each individual must know what to wear for winter weather. Winter weather, with changing conditions, necessitates being prepared for almost any condition. Cold weather camping requires adequate clothing and waterproof boots for protection and yet must be versatile enough to prevent sweating during activities and to retain warmth during idle periods. Wearing damp or wet clothing next to the skin during idle periods is a prime time for the body to become cold and could result later in hypothermia. A winter cap or hat is necessary during the day.

***If you are an adult accompanying Webelos, your registration means that you are responsible to ensure that those who are attending this event will be prepared for cold weather at this cold weather event. Adult leaders attending this event will ensure that they and their Webelos are dressed and prepared for cold weather.***

### Registration:

- ♦ Cost is \$5 per attendee, which includes the Klondike Derby patch, administrative items and insurance.
- ♦ Each adult and boy must register to attend any part of the program, including drivers who stay for the program.
- ♦ Registration accepted on-site. Webelos Check-in will take place at the park entrance station.

More details may be obtained from the Rock Creek District website: <http://www.boyscouts-ncac.org/rockcreek/>

**For more information, call Pete Minderman at (H) 301-738-7943 or e-mail [mindermanp@comcast.net](mailto:mindermanp@comcast.net)**

# NCAC 2008 Rock Creek District Klondike Derby Webelos Registration Form



Pack Number \_\_\_\_\_ Den \_\_\_\_\_ District \_\_\_\_\_

Cubmaster Name \_\_\_\_\_ Telephone \_\_\_\_\_

- ♦ For insurance purposes each adult and boy must register to attend any part of the program, including drivers who stay for the program.
- ♦ Cost is \$5 per attendee, which includes the Klondike Derby patch, administrative items and insurance.

If you are an adult accompanying Webelos, your registration means that you are responsible to ensure that those who are attending this event must be prepared for cold weather at this cold weather event. Adult leaders attending this event will ensure that they and their Webelos are dressed and prepared for cold weather.

### Names of attendees

Name of responsible adult at Klondike Derby \_\_\_\_\_ Mobile/pager no. \_\_\_\_\_

#### Other Adults:

1 \_\_\_\_\_  
2 \_\_\_\_\_  
3 \_\_\_\_\_

Total no. of Adults \_\_\_\_\_

#### Webelos: (use back of form if more space is needed)

1 \_\_\_\_\_  
2 \_\_\_\_\_  
3 \_\_\_\_\_  
4 \_\_\_\_\_  
5 \_\_\_\_\_  
6 \_\_\_\_\_

Total No. of Webelos \_\_\_\_\_

\_\_\_\_ Total no. of Adults + \_\_\_\_ Total no. of Webelos = \_\_\_\_ Total No. participants

Enter the Total No. participants from above to calculate the Total Fee:

\_\_\_\_ Total No. participants X \$5.00 = Total Fees \$ \_\_\_\_\_

Today's date \_\_\_\_\_

**Make check payable to: "NCAC-BSA" (note on check "2008 Rock Creek District Klondike Derby")**

**Send completed form and check to: National Capital Area Council  
Boy Scouts of America  
2008 Rock Creek District Klondike Derby  
9190 Rockville Pike  
Bethesda, MD 20814-3897**

### *For Klondike Derby Registration Use Only:*

Total Adults/Youth = \_\_\_\_\_

\_\_\_\_ Prepaid \$ \_\_\_\_\_

\_\_\_\_ Check \$ \_\_\_\_\_ Check No. \_\_\_\_\_ Name on check \_\_\_\_\_

\_\_\_\_ Cash \$ \_\_\_\_\_

# 2008 Klondike Derby Staff Registration

*Please fill out this form only if you are NOT registering with a unit.*

Name \_\_\_\_\_ Home Phone \_\_\_\_\_  
 Street \_\_\_\_\_ Work Phone \_\_\_\_\_  
 City/State/Zip \_\_\_\_\_ Email \_\_\_\_\_

In the event of an emergency, please provide a mobile number while at the Klondike Derby: \_\_\_\_\_

I am registered with Unit # \_\_\_\_\_ in the \_\_\_\_\_ District.

*For what area are you registering?*  
 (Indicate 1st, 2nd and 3rd choices by placing the appropriate number next to your choice)

<input type="checkbox"/> OA Staff	<input type="checkbox"/> OA Ceremonies Team	<input type="checkbox"/> Station/Town Mayor (town name _____)
<input type="checkbox"/> First Aid Staff	<input type="checkbox"/> Webelos stations	<input type="checkbox"/> Deputy Station/Town Mayor (town name _____)
<input type="checkbox"/> Cook Staff	<input type="checkbox"/> Venturing Staff	

Your primary position as a Scouter (check appropriate boxes):

<input type="checkbox"/> Troop as:	<input type="checkbox"/> District as:	<input type="checkbox"/> Council/Other as:
<input type="checkbox"/> <b>SM</b> - Scoutmaster	<input type="checkbox"/> District Committee	<input type="checkbox"/> OA
<input type="checkbox"/> <b>SA</b> - Asst. Scoutmaster	<input type="checkbox"/> Commissioner Staff	<input type="checkbox"/> NESA
<input type="checkbox"/> <b>CC</b> - Troop Committee Chair	<input type="checkbox"/> Roundtable Staff	<input type="checkbox"/> Cub Scouts
<input type="checkbox"/> <b>MC</b> - Committee Member	<input type="checkbox"/> Other _____	<input type="checkbox"/> Venturing - Crew # _____
<input type="checkbox"/> <b>CR</b> - Chartered Organizational Rep		<input type="checkbox"/> Other _____
<input type="checkbox"/> <b>VC</b> -		
<input type="checkbox"/> <b>VA</b> -		
<input type="checkbox"/> <b>Other</b> _____		

**Arrival plans:** \_\_\_\_\_

**Meal Plans:** (Select one from column A or any combination in column B)

- Friday Evening - 6 PM to Midnight
- Saturday Morning - 6 AM to Noon
- Saturday Afternoon - Noon to 6 PM
- Saturday Evening - 6 PM to Midnight
- Sunday Morning

- COLUMN A**
- Not dining with staff
  - \$12.00 All Meals

- COLUMN B** (costs as noted)
- Saturday Breakfast (\$2)
  - Saturday Lunch (\$2)
  - Saturday Dinner (\$7)
  - Sunday Breakfast (\$2)
  - Sunday Lunch (\$2)

Make checks payable to "NCAC-BSA" and note on the check "2008 Klondike Derby"  
 Send completed form & check to:

**National Capital Area Council, BSA**  
**2008 Rock Creek District Klondike Derby**  
 9190 Rockville Pike  
 Bethesda, MD 20814-3897

\$ _____	Meals subtotal
\$ _____	Extra Patches (\$3 each)
\$ 5.00	Administration and patch
<hr/>	
\$ _____	<b>Total Payment</b>

For Klondike Derby Registration Use Only: Name on check: \_\_\_\_\_

**CHECK-IN:**  
 Cash \$ \_\_\_\_\_  Check No. \_\_\_\_\_ Check Amt \$ \_\_\_\_\_

Prepaid Amt \$ \_\_\_\_\_

**CHECK-OUT:**  
 Signature for receipt of patch \_\_\_\_\_

Rock Creek District website: <http://www.boyscouts-ncac.org/RockCreek>

# IMPORTANT THINGS ABOUT WINTER CAMPING

1. You warm the sleeping bag; it does not warm you! Plan to dress lightly by changing into clean clothes when you retire for the night. The clothes you wear during a regular day contain about a pint of moisture from normal perspiration and increase your risk to hypothermia.
2. A closed-cell sleeping pad does not absorb moisture. A dark green or black "Ensolite" closed-cell pad is designed for cold weather; the light-colored "Ensolite" sleeping pad is not. Open-cell pads absorb moisture. An air mattress is useless in winter! If you do not have a backpacking type sleeping bag rated to at least 10-15 degrees F., bring an extra wool blanket. A fleece liner in your sleeping bag provides an extra layer of warmth.
3. You should pack all clothes in heavy-duty Ziploc or plastic bags before you pack them in your pack. Natural moisture in your clothes when you are camping can be uncomfortable when you get dressed in the morning. Backpacks and duffels are not waterproof and they do absorb moisture.
4. Wearing a wool watch cap when you sleep is helpful; remember the chimney effect. When you wear a cap, your feet stay warmer. Fact: 70% of heat loss from the body is through the head.
5. Waterproof your shoes or boots with a "Sno-Seal" before your camping trip. Two or three treatments several days apart are useful. Mink oil does not waterproof.
6. Putting some of the clothes you will wear the next day inside your sleeping bag when you go to bed will warm them up. Always bring at least one extra pair of wool socks for emergencies. Plan on using several pairs of socks each day.
7. Ventilate your tent at night. A closed tent allows condensation to build up on the roof of the tent and it might "snow" or "rain" in your tent.
8. If you are cold or get wet, talk to your leaders. Don't wait until you are numb or until the early morning hours. Learn what hypothermia is before going winter camping and learn to prevent it.
9. No one will have extra clothes or equipment to loan to you should yours gets wet. Take a few precautions before you leave to go winter camping so you stay warm and dry. If you have questions, get answers to those questions before you leave. Keep an extra set of clothes in the car just in case; it's good insurance.

Keeping warm is the most important part of cold weather camping. Use the C-O-L-D method to assure staying warm.

## - C - Clean

Since insulation is only effective when heat is trapped by dead air spaces, keep your insulating layers clean and fluffy. Dirt, grime, and perspiration can mat down those air spaces and reduce the warmth of a garment.

## - O - Overheating

Avoid overheating by adjusting the layers of your clothing to meet the outside temperature and the exertions of your activities. Excessive sweating can dampen your garments and cause chilling later on.

## - L - Loose Layers

A steady flow of warm blood is essential to keep all parts of your body heated. Wear several loosely fitting layers of clothing and footgear that will allow maximum insulation without impeding your circulation.

## - D - Dry

Damp clothing and skin can cause your body to cool quickly, possibly leading to frostbite and hypothermia. Keep dry by avoiding cotton clothes that absorb moisture. Always brush away snow that is on your clothes before you enter a heated area. Keep the clothing around your neck loosened so that body heat and moisture can escape instead of soaking several layers of clothing.

## Hypothermia 101 By [Eric Weiss](#), January 1998, *Backpacker Magazine*

As the temperature dips, hypothermia can threaten survival for backwoods adventurers unaware of its warning signs.

**Hypothermia** is an abnormally low body-core temperature caused by exposure to a cold environment.

### How to Recognize Hypothermia

#### **Mild Hypothermia**

When core body temperature drops below 95°F, mild **hypothermia** sets in.

- Person feels cold and shivers at maximum level.
- Person maintains normal consciousness level, remains alert, and has normal or slightly impaired coordination.
- When core body temperature drops below 93°F, the person develops slurred speech, memory loss, poor judgment, and carelessness.

#### **Mild Hypothermia Treatment**

1. Move the person from the cold environment to a sheltered environment.
2. Replace any wet clothing with dry, insulated garments.
3. Give the person warm food and lots of sugary hot fluids (an average-size adult needs about 60 kilocalories of hot drinks or about 2 quarts of highly sugary liquids such as drink mixes) to elevate core temperature 10 F.
4. Slow heat loss by wrapping the person in a sleeping bag, plastic bag, or tarp. Huddling with the person in a sleeping bag will help slow heat loss.
5. Resist the urge to use hot water bottles or heat packs. They can turn off the body's shivering mechanism, and they add very little heat to the body core. Instead, bring water to a boil and have the person inhale the steam, or build a fire.

#### **Profound Hypothermia**

When core body temperature drops below 90 degrees F, profound hypothermia develops.

- The person becomes weak and lethargic.
- The person has an altered mental state (is disoriented, confused, combative or irrational, or in a coma).
- The person is uncoordinated.
- When core body temperature drops below 88 degrees F, person stops shivering.
- When core body temperature drops below 86 degrees F, person's heart pumps less than two-thirds the normal amount of blood. Pulse and breathing are half their normal rates.
- When core body temperature drops below 83 degrees F, the heart is very irritable and unstable, and likely to develop abnormalities. The person is in danger of cardiac arrest. Rough handling of the person increases the potential for cardiac arrest.

**Sobriety Test for Hypothermia:** An excellent test to determine if someone is developing profound hypothermia is to have the person try to walk a straight line, heel-to-toe, as in a sobriety test. If the person cannot perform this task and is not intoxicated, it indicates the progression from mild to profound hypothermia.

#### **Profound Hypothermia Treatment**

Treatment in the backcountry is aimed at stabilizing the person and preventing any further cooling.

1. Handle the person very gently. Rough handling may cause his heart to fail.
2. Place the person in a sleeping bag, or place blankets or clothing underneath and on top of him. Any heat that you can provide will probably not rewarm the person but will help prevent further cooling.
3. A person with significantly altered mental state should not be allowed to eat or drink because of the potential for choking or vomiting.
4. Rewarming is best done in a hospital, because of the potential complications associated with profound hypothermia. Professional assistance is usually needed to evacuate a profoundly hypothermic person.

**Caution:** First-aid management of hypothermic victims should not be based solely on measurements of body temperature because it is often difficult to obtain an accurate temperature in the field.

It may be difficult to distinguish whether a person is profoundly hypothermic or dead. The profoundly hypothermic person may have a pulse and respirations that are barely detectable. Double-check carefully, feeling for the carotid pulse (it is found on either side of the center of the throat where the carotid artery goes to the head). Check this for at least one minute since the heart rate may be very slow. Place a glass or plastic surface next to the person's mouth to see if it fogs up.

**When to perform CPR:** If the person is breathing or has any pulse, no matter how slow, do not initiate CPR, as this may cause the heart to stop beating completely. If there is no sign of a pulse or breathing after one minute, what to do next depends on your situation:

1. If you are alone or with only one other person, cover the hypothermic person and place him in a protected shelter (place insulation beneath and on top of him). Both rescuers should go for help and stay together for safety.
2. If there are multiple rescuers, and it is safe to stay with the victim, begin CPR. Chest compressions should be done at one-half the normal rate. At least two people should go for help and stay together for safety.
3. If the person can be easily transported out of the backcountry in an improvised stretcher, the rescuers may elect to do this while performing CPR during the transport as best as possible.

Never assume that a profoundly hypothermic person is dead until his body has been warmed thoroughly and there are still no signs of life. It is possible, though rare, that one without detectable signs of life will recover when rewarmed.

---

Adapted from *Wilderness 911: A Step-by Step Guide for Medical Emergencies and Improvised Care in the Backcountry*, Eric A. Weiss, MD

**S**ize up the situation

**U**ndo haste makes waste

**R**emember where you are

**V**anquish fear

**I**mprovise

**V**alue living

**A**ct after thinking

**L**earn basic skills